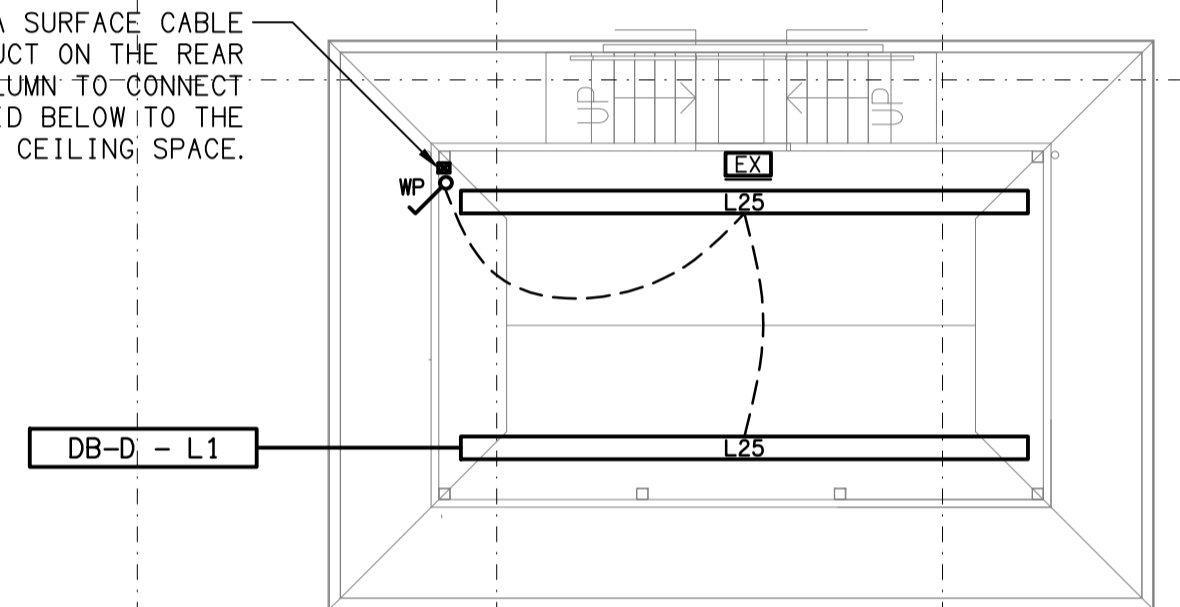


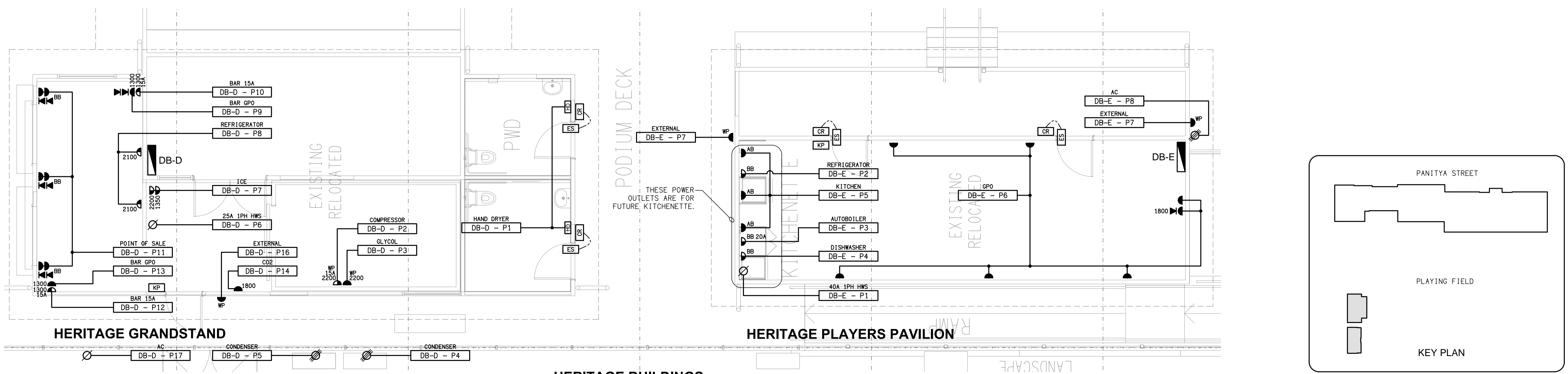
HERITAGE BUILDINGS
REFLECTED CEILING PLAN
SCALE 1: 50

PROVIDE A SURFACE CABLE ACCESS DUCT ON THE REAR OF THE COLUMN TO CONNECT THE VOID BELOW TO THE CEILING SPACE.

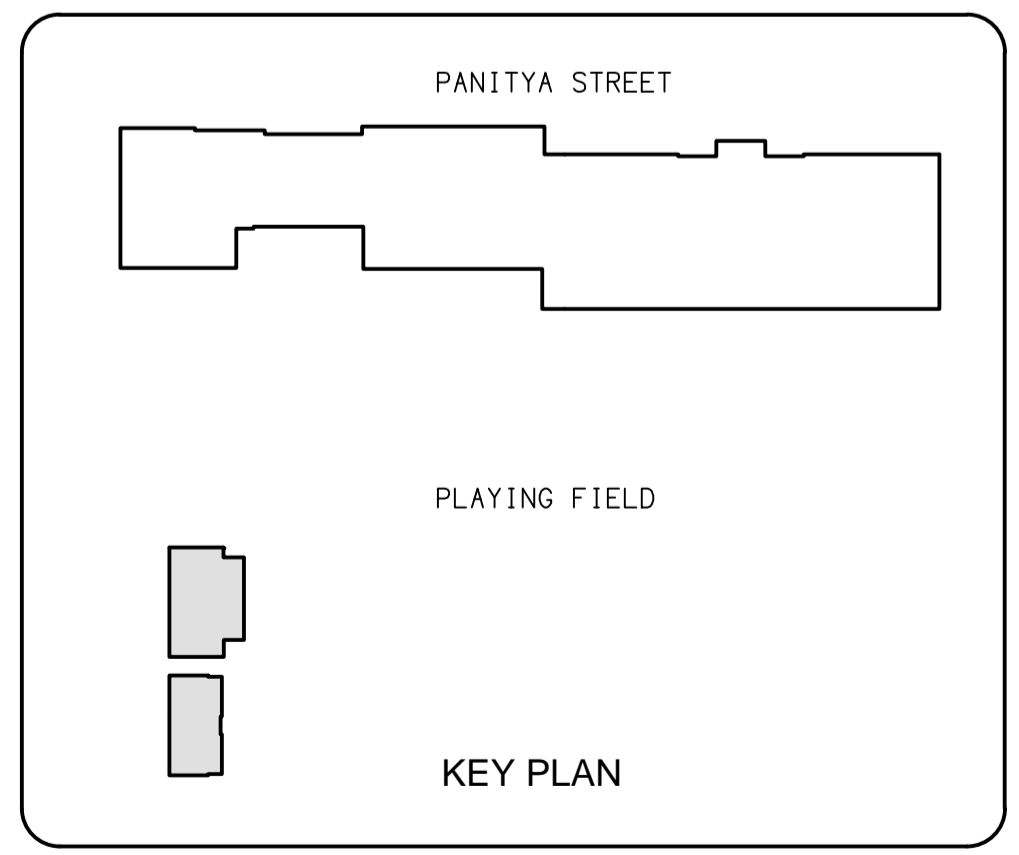


HERITAGE GRANDSTAND UPPER
REFLECTED CEILING PLAN
SCALE 1: 100

NOTE:
SUPPLY THE COMMUNICATIONS OUTLETS IN THE HERITAGE GRANDSTAND AND THE HERITAGE PLAYERS PAVILION FROM THE EXISTING COMMUNICATIONS RACK CR-F.



HERITAGE BUILDINGS
FLOOR PLAN
SCALE 1: 50



ELECTRICAL DESIGN GROUP BRISBANE PTY LTD
ACN 092 710 793
TRADING AS:
ELECTRICAL DESIGN GROUP

THE COPYRIGHT OF THIS DRAWING REMAINS THE PROPERTY OF THE ELECTRICAL DESIGN GROUP.
USE FIGURED DIMENSIONS IN PREFERENCE TO SCALE.
ALL DIMENSIONS TO BE VERIFIED ONSITE.

ELECTRICAL DESIGN GROUP
ELECTRICAL BUILDING SERVICES CONSULTANTS
BRISBANE GOLD COAST
P.O. Box 15, Sherwood Q.4075
Phone: (07) 3278 4375
Email: brisbane@edg.net.au
Web: www.edg.net.au

PROJECT:
BRISBANE TIGERS - STAGE 2
LANGLANDS PARK, MAIN AVENUE, COORPAROO

B	CONSTRUCTION	06/11/2023
REV:	DESCRIPTION:	DATE:
DRAWING: ELECTRICAL SERVICES HERITAGE BUILDINGS PLANS		
SCALE: AS SHOWN	AT A1	PROJECT NO: C3040a
		DRAWING NO: E04
		REVISION: B